

GKS 038/GKS 041/GKS 061

Micro-Contacting

Grid:

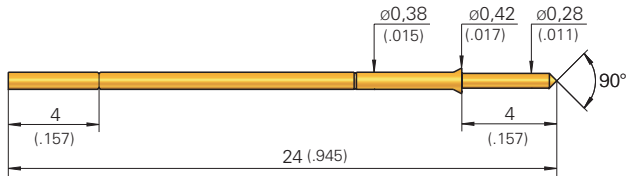
≥ 0,635 mm

≥ 25 Mil

Installation Height: 4,0 mm (.157)

Recommended Stroke: 2,0 mm (.079)

GKS 038

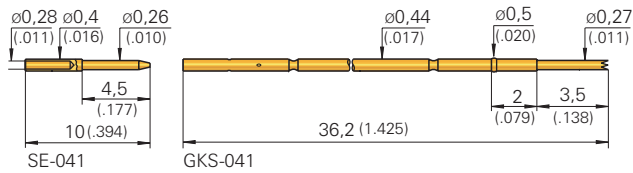


pre-wired Version with Wire AWG 30: see Example below

Available Tip Styles

Material	Tip Style	Plating	Further Versions	
			∅	∅ (inch)
3 02		A	∅ 0,28 (.011)	
3 08		A	∅ 0,28 (.011)	

GKS 041



Grid:

≥ 0,7 mm

≥ 28 Mil

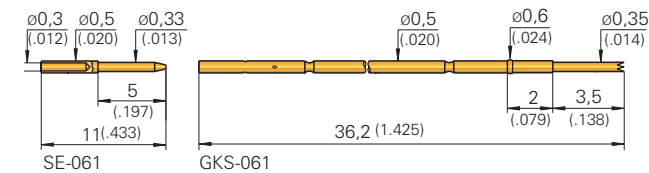
Installation Height: 5,5 mm (.217)

Recommended Stroke: 2,5 mm (.098)

Available Tip Styles

Material	Tip Style	Plating	Further Versions	
			∅	∅ (inch)
3 04		A	∅ 0,27 (.011)	

GKS 061



Grid:

≥ 0,8 mm

≥ 30 Mil

Installation Height: 5,5 mm (.217)

Recommended Stroke: 2,5 mm (.098)

Available Tip Styles

Material	Tip Style	Plating	Further Versions	
			∅	∅ (inch)
3 04		A	∅ 0,35 (.014)	

Mechanical Data	GKS 038	GKS 041	GKS 061
Working Stroke:	2,0 mm (.079)	2,5 mm (.098)	2,5 mm (.098)
Maximum Stroke:	2,5 mm (.098)	3,5 mm (.138)	3,5 mm (.138)
Spring Force at Work.Stroke:	0,4 N (1.4oz)	0,4 N (1.4oz)	0,6 N (2.2oz)

Materials	
Plunger:	BeCu, gold-plated
Barrel:	Bronze, gold-plated
Spring:	Steel, gold-plated
Plug:	Brass, gold-plated

Electrical Data	GKS 038	GKS 041	GKS 061
Current Rating:	1 A	2 A	2 A
R _i typical:	< 100 mΩ	< 50 mΩ	< 50 mΩ

Note:
This Test Probe is available pre-wired with 1 m Wire AWG 30: see Ordering Example.

Mounting Hole Size	GKS 038	GKS 041	GKS 061
	∅ 0,38 mm (.0150)	∅ 0,44 mm (.0173)	∅ 0,5 mm (.0197)

Ordering Example

	Series	Tip Material 3 = BeCu	Tip Style	Tip Diameter (1/100 mm)	Plating A = Gold	Spring Force (dN)	Collar Height (mm)	Special Designation
Test Probe:	G K S	0 3 8	3	0 8	0 2 8	A	0 4	0 0
Test Probe (pre-wired with AWG 30):	G K S	0 3 8	3	0 8	0 2 8	A	0 4	0 0 V
Test Probe:	G K S	0 4 1	3	0 4	0 2 7	A	0 4	0 2
Test Probe:	G K S	0 6 1	3	0 4	0 3 5	A	0 6	0 2
Plugs for direct connection to GKS:	S E - 0 4 1	S E - 0 6 1						