

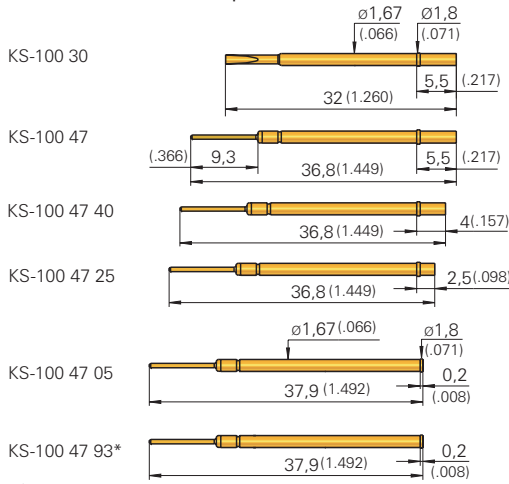
Grid:
 ≥ 2,54 mm
 ≥ 100 Mil

Installation Height: 10,5 - 21,0 mm (.413 - .827)
 Recommended Stroke: 4,3 mm (.169)

Mounting and Functional Dimensions

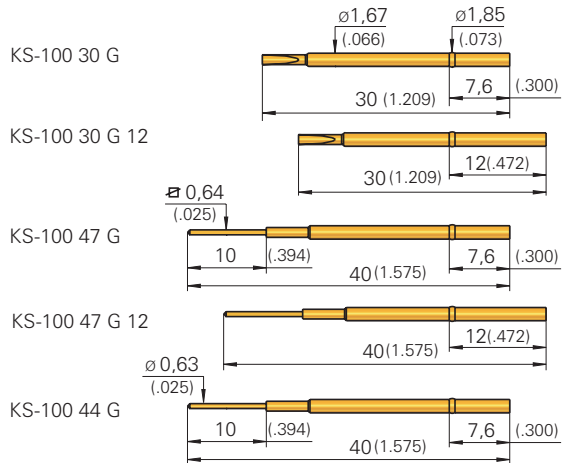
Receptacles with Collar

(Versions with Wire-Wrap Posts are vacuum-sealed)

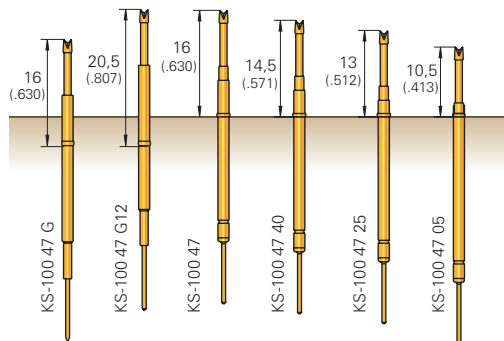


* for usage with Tip Style 93

Receptacles with Press-ring



Example with GKS-100 (Total Length GKS = 33,4 (1.315))



Note to GKS-100 with Tip Style 93:

- Installation Height with KS-100 30/47: 21,0 mm (.827)
- Installation Height with KS-100 47 93: 16,0 mm (.630)

It is recommended to use Tip Style "93" in combination with the Test Probe series "GKS-100 ... E"

Note:

Receptacles with square-post length 13 mm (.512) and 18 mm (.709) are ordered with the Designation "-13" resp. "-18"
 Example: KS-100 47 G 12-13 (-18)
 KS-100 47-13 (-18)

Material		Tip Style	Plating	Further Versions	
				\varnothing	\varnothing (inch)
2	25		A	1,50	(.059)
2	31		A		
2	33		A		
2	38		A		
3	55	 $\varnothing 1,42$, $\varnothing 1,02$, 3,7, 2,54, $\varnothing 0,64$ max. Stroke: 4,7 mm (.185)	A		
2	77		A		
2	88		A		
2	89		A		
2	91		A		
2	91		A		
2	93*	 * 5 mm longer as Standard	A		
2	97		A		
2	98		A		

Ordering Example

Series	Tip Material	Tip Style	Tip Diameter (1/100 mm)	Plating	Spring Force (dN)	Collar Height (mm)	Special Designation („C“, „E“, „L“)
GKS	1 = Steel	07	150	A = Gold	30	00	
GKS	2 = Steel	91	090	A = Gold	20	00	L
GKS	3 = BeCu	06	130	A = Gold	15	00	E
Receptacles:		KS-100 30 G		KS-100 47 G			